

Year 7 English

Fairy Tales, Myths and Legends' Assessment Book

Name: _____



Outcomes:

Followed form, feature and structure of fairy tale text (EN4-3B)

Think imaginatively, creatively and critically to compose fairy tale (EN4-5C)

Identifies and explains connections between and among texts (EN4-6C)

Due: Friday 19 June 2015 (week 9)

Total: / 25

SECTION 2

In the spaces provided, identify in detail your fairy tale's specific elements which meet fairy tale convention.

Describe your '*special beginning*'

- Where is your fairy tale set?
.....
.....
- What elements of nature are around?
.....
.....
- Who (animals/people/creatures) live in this setting?
.....
.....
- What is special about this setting?
.....
.....

Describe your '*good character*' (*hero*)

- What is their physical build like?
.....
.....
- What is their facial expressions/appearance like?
.....
.....
- Describe their personality (traits)?
.....
.....
- What are they good at/skills do they have?
.....
.....

Describe your 'evil character' (villain)

- What is their physical build like?
.....
.....
- What is their facial expressions/appearance like?
.....
.....
- Describe their personality (traits)?
.....
.....
- What are they good at/skills do they have?
.....
.....

Describe the element of royalty

- Who is the royal character?
.....
- What makes them a royal character?
.....
.....
- Where do they live?
.....
- What do they do?
.....
.....
- What do they look like?
.....
.....
- What do they wear?
.....
.....

Explain examples of *magic/spells/enchantments* in your fairy tale

- What element of magic does your fairy tale include?
-
- Who does it affect?
- Who is responsible for imposing this magic?
- What is the reason (back story) for this magic being used?
-
-
- Why is it important to your fairy tale?
-
-

Explain the *complication* in your fairy tale

- Which characters are involved in this complication?
-
- What 'problem' needs to be solved?
-
-
-
-
- How are the characters involved going to solve the 'problem'?
-
-
-
-

- List 5 adjectives (describing words) to describe the adventure your characters go on

--	--	--	--	--

- Describe you adventure the characters will go on
-
-
-
-

Explain the *happy ending* of your fairy tale

- What is the result of the complication?
-
-
- What happens to the bad character?
-
-
- What happens to the good character/s?
-
-
- Is there a 'happily ever after' ending?
- What events make this a happy ending?
-
-
-
-


SECTION 3


Using the information you have written out in section 2, select at least **8 key events** to storyboard your fairy tale.


*You **MUST** have at least 1 'boxed image' for the:


- special beginning
- good characters
- bad characters
- spells/enchantments
- complication
- adventure
- resolution of complication
- happy ending


*Each 'boxed image' **MUST** also have a brief description on the lines provided explaining what the image is about.




























Happy ending: _____











Marking Rubric

	1	2	3	4	5
Creative imagination and originality *EN4-5C	Minimal imagination, creativity and originality / Retelling of already existing fairy tales /	Little imagination, creativity and originality / Most of fairy tale based on already existing fairy tales /	Some imagination, creativity and originality / Some parts based on already existing fairy tales /	Good imagination, creativity and originality / Minimal reference to already existing fairy tales /	Great imagination, creativity and originality / Limited or no reference to already existing fairy tales /
Format/ conventions followed (in final draft) *EN4-3B	Minimal format and conventions followed and illustrated	Some format and conventions followed and illustrated	Most format and conventions followed and illustrated	All format and conventions followed and illustrated	All format and conventions followed and illustrated in detail
Storyboarding *EN4-5C	Minimal moments designed / minimal features of FTs documented / minimal images explained / not creative / untidy and messy	Some moments designed / some features of FTs documented / some images explained / little creativity / untidy but legible and distinguishable	Most moments designed / most features of FTs documented / most images explained / some creativity / not too untidy but could be neater	EIGHT + moments designed / all EIGHT features of FTs documented / all images explained / creative design / neat and presentable	EIGHT + moments designed / all EIGHT features of FTs documented / all images explained in detail / very creative design / very neat and presentable
Sections / drafts completed	Only ONE section completed	Only TWO sections completed	THREE sections completed	FOUR sections completed	ALL FIVE sections completed
Spelling and grammar	Numerous spelling and/ or grammatical errors	Few spelling and/or grammatical errors	No spelling nor grammar errors		
Hand writing	Not neat nor very legible / minimal pride taken in presentation	Neat and legible hand writing / pride taken in presentation			

SECTION 1

Brainstorm ideas for each of the following elements for your FAIRY TALE:

TITLE

SETTING/LOCATION

CHARACTERS